

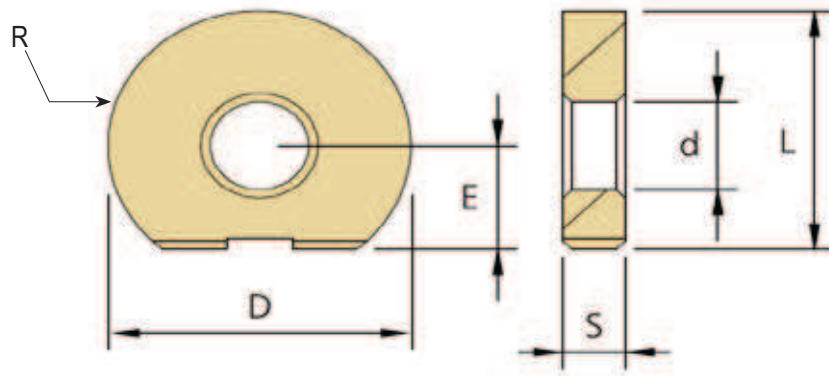


# WRH - Indexable Ball-nose Insert 高效捨棄式球刀片

## WRH INSERTS 刀片

**H級**  
精度 ±0.013  
研磨級

**H CLASS**  
TOLERANCE: ±0.013



Shape 外觀	Order No. 品號	Item code 規格碼	Dimensions(mm)規格						Holder 刀架	Shank Type 直柄式 Page	Screw in Type 鎖牙式 Page
			D	R	S	d	L	E			
	JFWR2001-1	WRHS008-3225	8	4R	2	3	9.2	4	WGR08	4	5
	JFWR2002-1	WRHS010-3225	10	5R	2.5	4	11.5	5	WGR10		
	JFWR2003-1	WRHS012-3225	12	6R	2.5	5	12	6	WGR12		
	JFWR2004-1	WRHS016-3225	16	8R	3	5	14	6	WGR16		
	JFWR2005-1	WRHS020-3225	20	10R	3	5	16	6	WGR20		
	JFWR2006-1	WRHS025-3225	25	12.5R	4	6	21.5	9	WGR25		
	JFWR2007-1	WRHS030-3225	30	15R	5	8	25.1	10	WGR30		
	JFWR2008-1	WRHS032-3225	32	16R	5	8	26	10	WGR32		

Application 適用材質：

◎ Recommend 最適合 ○ Suitable 適合 X Not Recommend 不建議

carbon steel, Alloy steel 炭素鋼,合金鋼	Pre-harden steel 預硬鋼	High-hardened 高硬度鋼				Stainless steel 不銹鋼	Copper alloy 銅合金,銅	Aluminun alloy 鋁合金
	~45HRC	~50HRC	~55HRC	~60HRC	~65HRC			
◎	◎	◎	◎	○		◎		



# WRH - Ball Nose End Mill, Radius Precision Cutters 高精度捨棄式球刀、圓鼻刀桿

## WGR SHANK TYPE 直柄式



Item code 品名	Dimensions(mm) 規格				Teeth 刃數	Insert 刀片	Page 頁碼
	D	d	L	L1			
WGR10-S10-100	10	10	100	25	1	WRH010	3
WGR10-S12-150		12	150	36			
WGR12-S12-150	12	12	150	32	1	WRH012	
WGR12-S16-200		16	200	58			
WGR16-S16-150	16	16	150	36	1	WRH016	
WGR16-S16-200			200				
WGR20-S20-150	20	20	150	45	1	WRH020	
WGR20-S20-200			200				
WGR20-S25-200		25	200	76			
WGR20-S25-250			250				
WGR25-S25-200	25	25	200	45	1	WRH025	
WGR25-S25-250			250				
WGR25-S32-200		32	200	98			
WGR25-S32-300			300				

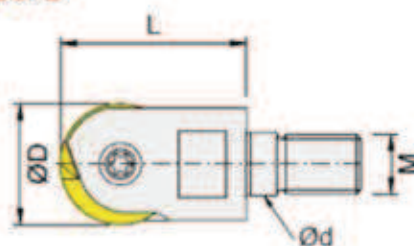


**WRH - WGR Ball Nose Milling Cutter, Radius Precision Cutters**  
 高精度捨棄式球刀、圓鼻刀桿

# WGR-MD SCREW-IN TYPE 鎖牙式



FIG-2



Item code 品名	Dimensions(mm) 規格				Teeth 刃數	Insert 刀片	Page 頁碼
	D	d	L	L1			
WGR12-MD11	12	8.5	22	M6	1	WRH012	3
WGR12-MD14		8.5	30	M8	1		
WGR16-MD14	16	8.5	28	M8	1	WRH016	
WGR20-MD18	20	10.5	30	M10	1	WRH020	
WGR25-MD23	25	12.5	40	M12	1	WRH025	

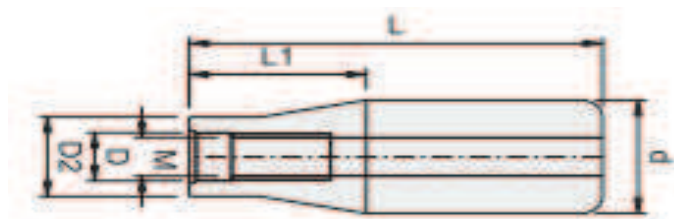


# WRH - Indexable Extension Shank 替換式延長桿

## MD SHANK FOR SCREW-IN HEAD 鎖牙式刀桿



Item code 品名	Dimensions(mm) 規格						Screw-In Holder 鎖牙式刀架 Page
	d	L	M	D	D2	L1	
MD11-A12-120K	12	120	M6	6.5	11	10	5
MD14-A16-150K	16	150	M8	8.5	14	10	
MD14-A16-200K		200					
MD18-A20-150K	20	150	M10	10.5	18	12	
MD18-A20-250K		250					
MD23-A25-200K	25	200	M12	12.5	23	15	
MD23-A25-300K		300					



Item code 品名	Dimensions(mm) 規格						Screw-In Holder 鎖牙式刀架 Page
	d	L	M	D	D2	L1	
MD11-A16-150K	16	150	M6	6.5	11	32	5
MD11-A16-200K		200					
MD14-A20-200K	20	200	M8	8.5	14	50	
MD14-A20-250K		250					
MD18-A25-200K	25	200	M10	10.5	18	60	
MD18-A25-250K		250					